


ACCUJECT™ DUAL



medicel
swiss evolution

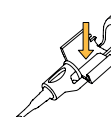
ACCUJECT™ DUAL



The new level

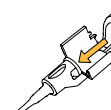
The injector that eliminates the choice between push and screw and allows full freedom of operation in the time-pressured surgery routine for all surgeons and staff in a clinic alike. Improve cost efficiency by simplifying your supply chain without compromising application, incision size or lens material. Accuject DUAL - cost efficient freedom of choice with no compromise.

Accuject DUAL (top-loaded / single-use / sterile)



Item Code	Device Name	Incision size (mm)*			IOL type
		wound-assisted	into-the-wound	into-the-bag	
ADT3000	3.0-TL Injector	2.4	2.7 - 2.8	3.1	1-piece lenses
ADT2400	2.4-TL Injector	2.1	2.4	2.7	
ADT2200	2.2-TL Injector	1.9-2.0	2.2	2.5	
ADT2100	2.1-TL Injector	1.9	2.1-2.2	2.4	
ADT2000	2.0-TL Injector	1.8-1.9	2.1	2.3-2.4	
ADT1800	1.8-TL Injector	1.8	2.0	2.2-2.3	
ADT1600	1.6-TL Injector	1.6	1.8	2.0	hydrophilic only

Accuject DUAL (back-loaded / single-use / sterile)



Item Code	Device Name	Incision size (mm)*			IOL type
		wound-assisted	into-the-wound	into-the-bag	
ADB3000	3.0-BL Injector	2.4	2.7 - 2.8	3.1	1-piece lenses
ADB2400	2.4-BL Injector	2.1	2.4	2.7	
ADB2200	2.2-BL Injector	1.9 - 2.0	2.2	2.5	
ADB2100	2.1-BL Injector	1.9	2.1 - 2.2	2.4	
ADB2000	2.0-BL Injector	1.8 - 1.9	2.1	2.3 - 2.4	
ADB1800	1.8-BL Injector	1.8	2.0	2.2-2.3	

* Incision sizes are indications only based on average experiences. The individually required incision sizes may vary depending on surgical techniques

